

# ATE LC 30

## Revolutionary Treatment for Structural Moisture

The ATE LC 30 process involves creating and diffusing a very low-frequency electromagnetic field into structures through external energy, which opposes the orientation of water molecule dipoles to disorganize them.


As a result, these molecules then settle by gravity into the foundations, carrying away some of the salts that cause efflorescence and preventing them from rising back into the structures.

The drying of the walls is subsequently achieved by depolarizing the water molecules (**between 18 and 24 months, depending on the building's specifics and adherence to recommendations**).


Thus, the cause of capillary rising damp is permanently eliminated.



Mold



Salt pater



Clear boundary



Low-frequency electromagnetic field diffusion



Inversion of water molecule orientation

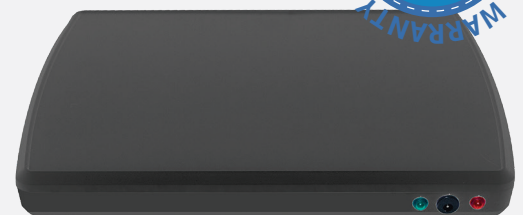


Drying of walls through depolarization of water molecules

## A radical solution

• **MANUFACTURER'S WARRANTY:** 10 years for the device (excluding 12V power supply – 2 years). The product is powered by a 12VDC 1A power adapter.

• **EFFICIENCY WARRANTY:** Over 10 years of experience with electromagnetic treatments.



+ Easy to use

+ Cost-effective

+ Walls and floors



## 10 REASONS TO CHOOSE ATE LC 30

- 1 Most cost-effective technique.
- 2 Simple installation without any structural damage
- 3 Low power consumption – not harmful to health (certified product)
- 4 Faster effectiveness due to continuous emission
- 5 Treats the entirety of buildings: walls, floors, and basements
- 6 Addresses the root cause of the problem, not just the effects
- 7 Suitable for buildings of all sizes
- 8 Reduced heating costs
- 9 10 years of experience with electromagnetic treatments
- 10 Made in France



## STANDARDS & CERTIFICATIONS

- Directive 2014/35/EU (Low Voltage Directive)
- Directive 2014/30/EU (EMC Directive)
- Non-harmfulness of electromagnetic waves (EMF)
- Directive 2011/65/EU (RoHS Directive)
- Directive 2012/19/EU (WEEE Directive)
- Equipment manufactured in compliance with ISO 9001 standard.

The ATE LC 30 (Electromagnetic Polarity Inverter or Electronic Technical Drying) covers an action radius of up to 15m with a total diameter of 30m, eliminating moisture problems in walls, particularly rising damp.

Our ATE LC 30 device is quick to install.

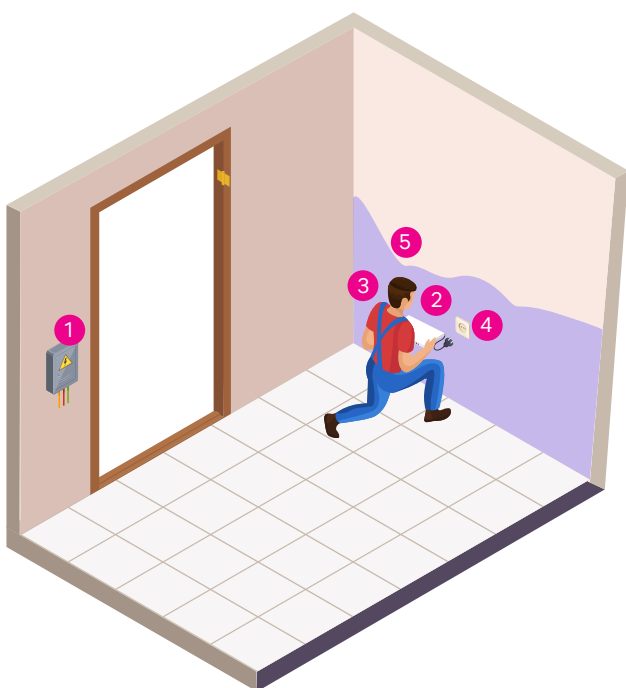

The ATE LC 30 is made in France (Castres 81).

Weighing 1.6 kg, the ATE LC 30 model measures 322x232x32.

# ATE LC Installation and User Manual

## How to choose your device?

Please select a device with a sufficiently large action radius to cover the entire treated area.



## Installation in 5 steps:

- 1 The device must be positioned at least 1.50m away from any electrical or electronic device.
- 2 Mount the device at a height of 30cm to 1m above ground level.
- 3 The device should not be moved.
- 4 The device should be continuously powered from the mains.
- 5 The device should be installed directly on a load-bearing wall. Never mount it on plasterboard.

## User instructions:

The equipment comes with a separate power supply.

The green LED indicator lights up, indicating that the system is working against moisture rising in the walls.

The red LED indicates that the device is powered on.

It is recommended to check that the red and green LEDs remain lit; if not, please contact the device supplier.

# Technical Specifications & Recommendations

## 1) REMOVAL OF FILMOGENIC COATINGS OR PLASTERS

It is recommended to remove the lower part of the walls during the drying period, up to a height of approximately 10 cm above the degradation fringe, to allow the walls to breathe.

## 2) VENTILATION OF THE DWELLING

Good air circulation is necessary as drying occurs in part through evaporation. Therefore, proper ventilation is essential.

Install suitable ventilation in your home.

Ensure that doors and windows meet the standards (doors should have a minimum 1.5 cm gap in dry rooms and 2 cm in humid rooms).

Install ventilators in windows.

## 3) RESTORATION OF COATINGS AND PAINTING

Once the walls have dried, hygroscopic salts that are moisture-absorbent migrate to the surfaces, so it is essential to brush them off to remove the majority. To achieve perfect wall drying, not only should the walls be dry and healthy, but it is also crucial to prevent mineral salts from rising into the coatings.

We recommend redoing your facade coatings with a lime-based coating and an additive against hygroscopic salts.

## 4) INSTALLATION OF A DRAIN

In case of lateral infiltrations, it is recommended to install a drainage system. The drainage system collects groundwater and directs it away from the foundations before it reaches them.

**Causes of moisture, such as condensation and infiltrations, may require additional treatment.**

The product is intended for indoor use only. The device should not be exposed to water drips or splashes. No liquids should be poured on the device. The device should be used within the framework described in the manual. Do not use the device for purposes other than those for which it was designed. Operating temperature range: 0°C to 40°C.

Do not use the product if the electronic components or plastic housing are damaged. If the housing has chips or cracks, it must be replaced. If the product is damaged, it should be repaired by the manufacturer, their after-sales service, or a qualified person to avoid any danger.

The use, cleaning, or maintenance of the device by children or individuals with reduced physical, sensory, or mental capabilities, or lack of experience or knowledge, should only be done under appropriate supervision and guidance from a responsible adult. This precaution is intended to ensure safe handling and avoid any risks or hazards. Keep this device out of the reach of children and animals.

DISPOSAL OF ELECTRICAL AND ELECTRONIC EQUIPMENT AT END OF LIFE  
APPLICABLE IN COUNTRIES OF THE EUROPEAN UNION AND OTHER EUROPEAN COUNTRIES WITH  
SELECTIVE COLLECTION SYSTEMS.



This symbol, displayed on the product or its packaging, indicates that this product should not be treated as household waste. It should be taken to an appropriate collection point for recycling of electrical and electronic equipment. By ensuring that this product is properly disposed of, you will help prevent potential negative consequences for the environment and human health. Recycling the materials will help conserve natural resources. For more information on the recycling of this product, you can contact your municipality, waste disposal facility, or distributor. Used batteries must be safely disposed of. Place them in designated collection bins.